





TOKEN



The keypad of token is made up of buttons labeled with digits as well as of a button  with a sign that has the following functions:

- » turns token on and off,
- » activates options for PIN change,
- » erases incorrectly keyed- in digits.

When using token, it is necessary to remember that:


- » Token is secured against unauthorized users with a Personal Identification Number (PIN),
- » First incorrectly keyed-in PIN displays the prompt FAIL-1 on the screen. In such case, it is necessary to press the key  and re- enter PIN.
- » After three incorrectly entered PINs, token gets automatically blocked and its screen displays the prompt LOCK. In order to unblock token, it is necessary to contact BZWBK24 Team of Advisors.
- » Out-of-service token turns off automatically after 45 seconds.

FIRST TIME USE OF TOKEN


- » Before you start using token for confirmation of order you have to settle its own PIN at the first initialization.
- » Turn on token by pressing the button . Its screen will display the prompt PIN and a free space for typing in PIN of token.
- » Type in the so-called initial PIN of token in the free space, i.e. a sequence of digits 12345. Token displays NEW PIN; a free space appears for keying in a new PIN.
- » Type in a new PIN, i.e. a combination of any five digits.
- » A prompt PIN CONF will be displayed and a free space for entering in a new PIN with the purpose of confirming that PIN.
- » If the number has been keyed in correctly, a prompt NEW PIN CONF will be displayed.
- » Your new PIN has been registered. Turn off token by pressing the button .

APPLICATION OF TOKEN

Procedure of confirming orders with token in BZWBK24 internet and wap services looks very similarly.




- » Turn on token by pressing a button . A prompt PIN is displayed as well as a free space for entering in the PIN of token.
- » Type in PIN of token in a free space. If the number has been keyed in correctly, a prompt APPLI shall be displayed. Press the button **2**, i.e. access to account via Internet/WAP. The button **1** makes it possible to avail of BZWBK24 investor online service.
- » Token displays a free space for entering in a number which shall be displayed on the PC's screen or telephone display next to the prompt Call for token.
- » After entering the number of challenge, token displays 8-digit response to that challenge.



- » Copy the digits displayed by token in a field visible on the PC's screen or telephone display next to the prompt Enter token response.
- » If your response has been typed in correctly, then your order shall be accepted.
- » Turn token off by pressing the button .

CHANGE OF TOKEN'S PIN

Due to transaction's security reasons, it is advisable to change PIN of token from time to time- especially when you have sufficient grounds for thinking that it might have been disclosed by unauthorized people.

- » Turn token on by pressing the button . A prompt PIN will be displayed and a free space for entering in the PIN of token. If the number has been keyed in correctly, a prompt APPLI- will be displayed.,
- » Press the button  and hold it for almost 2 seconds. A prompt NEW PIN will be displayed as well as a free space for entering a new PIN of token.
- » Enter a new, made-up PIN in a free space. A prompt PIN CONF will be displayed and a free space for re-entering a new PIN of token.
- » If the number is acceptable, token displays NEW PIN CONF. If you make a mistake while re-entering the new PIN, token displays FAIL. Afterwards, you will be requested to type in a new PIN and to confirm it.
- » Turn token off by pressing the button .